2-111446-2 ✔ ACTIVE

AMP-LATCH

TE Internal #: 2-111446-2

Ribbon Cable Connectors, Wire-to-Wire, 34 Position, 2.54 mm [.1 in] Centerline, Vertical, Through Hole - Solder, Insulation Displacement (IDC), 2 Row

View on TE.com >

Connectors > PCB Connectors > Wire-to-Board Connectors > FFC, FPC & Ribbon Connectors > Ribbon Cable Connectors

Connector System: **Wire-to-Wire**

Number of Positions: **34**

Centerline (Pitch): **2.54 mm [.1 in]**

PCB Mount Retention: **Without**

PCB Mount Retention Type: **Screw Mount**

Features

Product Type Features

Connector Type	Connector Assembly
Ribbon Cable Connector Header Type	Shrouded
Connector Product Type	Connector Assembly
Connector System	Wire-to-Wire
Connector & Housing Type	Plug
Connector & Contact Terminates To	Wire & Cable

Configuration Features

Number of Positions	34
PCB Mount Orientation	Vertical
Number of Rows	2

Electrical Characteristics

UL Voltage Rating	250 VAC
Insulation Resistance	5000 MΩ
Operating Voltage	250 VAC

Body Features

Daisy Chain	Without
Connector Profile	Low

Contact Features

Contact Mating Area Length	6.1 mm[.24 in]
Mating Square Post Dimension	.64 mm[.025 in]
Contact Type	Pin
Wire Contact Termination Area Plating Thickness	2.54 µm[100 µin]
Wire Contact Termination Area Plating Material	Tin
Contact Mating Area Plating Material Thickness	.76 µm[29.92 µin][30 µin]
Contact Base Material	Phosphor Bronze
Contact Current Rating (Max)	1 A

Termination Features

Termination Method to Printed Circuit Board	Through Hole - Solder
Termination Method to Wire & Cable	Insulation Displacement (IDC)

Mechanical Attachment

Mating Alignment	With
PCB Mount Alignment	With
Panel Mount Feature	Without
PCB Mount Retention	Without
PCB Mount Retention Type	Screw Mount
Mating Alignment Type	Keyed
Mating Retention	Without
Connector Mounting Type	Cable Mount (Free-Hanging)

Housing Features

Housing Material	Thermoplastic
Housing Color	Black
Centerline (Pitch)	2.54 mm[.1 in]

Dimensions

Shrouded End Dimension	3.81 mm[.15 in]
Connector Length	57.71 mm[2.272 in]
Connector Height	14.48 mm[.57 in]

Connector Width	8.38 mm[.33 in]
Wire Size	.08 – .15 mm²
Accepts Wire Insulation Diameter Range	.81 – .97 mm[.032 – .038 in]
Row-to-Row Spacing	2 mm[.1 in]

Usage Conditions

Operating Temperature Range	-65 – 105 °C[-85 – 221 °F]

Operation/Application

Solder Process Feature	Solder Dipped
Circuit Application	Signal

Industry Standards

CSA File Number	LR 7189
UL Rating	Recognized
Agency/Standard	CSA, UL
UL File Number	E28476
UL Flammability Rating	UL 94V-0

Packaging Features

Packaging Quantity	50
Packaging Method	Box & Tray, Tray

Product Compliance

For compliance documentation, visit the product page on TE.com>

EU RoHS Directive 2011/65/EU	Compliant
EU ELV Directive 2000/53/EC	Compliant
China RoHS 2 Directive MIIT Order No 32, 2016	No Restricted Materials Above Threshold
EU REACH Regulation (EC) No. 1907/2006	Current ECHA Candidate List: JUNE 2022 (224) Candidate List Declared Against: JUNE 2022 (224) Does not contain REACH SVHC
Halogen Content	Not Low Halogen - contains Br or Cl > 900 ppm.
Solder Process Capability	Not applicable for solder process capability

Product Compliance Disclaimer

This information is provided based on reasonable inquiry of our suppliers and represents our current actual knowledge based on the information they provided. This information is subject to change. The part numbers that TE has identified as EU RoHS compliant have a maximum concentration of 0.1% by weight in homogenous materials for lead, hexavalent chromium, mercury, PBB, PBDE, DBP, BBP, DEHP, DIBP, and 0.01% for cadmium, or qualify for an exemption to these limits as defined in the Annexes of Directive 2011/65/EU (RoHS2). Finished electrical and electronic equipment products will be CE marked as required by Directive 2011/65/EU. Components may not be CE marked. Additionally, the part numbers that TE has identified as EU ELV compliant have a maximum concentration of 0.1% by weight in homogenous materials for lead, hexavalent chromium, and mercury, and 0.01% for cadmium, or qualify for an exemption to these limits as defined in the Annexes of Directive 2000/53/EC (ELV). Regarding the REACH Regulation, the information TE provides on SVHC in articles for this part number is based on the latest European Chemicals Agency (ECHA) 'Guidance on requirements for substances in articles' posted at this URL: https://echa.europa.eu/guidance-documents/guidance-on-reach

Compatible Parts

TE Part # 499252-6
034 STRAIN RELIEF A-L RCPT

TE Part # 111547-8
034 UNIV I/O STRAIN RELIEF

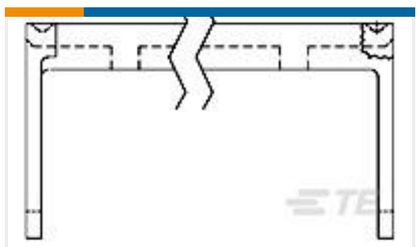

TE Part # 3-1437021-2
609-3431HD=FSKT IDC S 34 SR



TE Part # 1-1658526-9
609-3441LF FEM SOCKT,LEAD FREE

TE Part # 1658621-8
34 NOVO MIL/CTR 15DP,LEAD FREE

TE Part # 1658622-8
34 NOVO MIL/CTR 30DP,LEAD FREE

TE Part # 1658621-7
30 NOVO MIL/CTR 15DP,LEAD FREE

TE Part # 1658620-8
34 NOVO MIL 15DP, LEAD FREE



TE Part # 1658620-7
30 NOVO MIL 15DP, LEAD FREE

TE Part # 1658622-7
30 NOVO MIL/CTR 30DP,LEAD FREE

TE Part # 1658623-7
30 NOVO MIL 30DP, LEAD FREE

TE Part # 1658623-8
34 NOVO MIL 30DP, LEAD FREE



TE Part # 2-1658527-8
622-3441LF=FSKT IDC S 34 30AU



TE Part # 1-1658526-8
609-3430LF FEM SOCKT,LEAD FREE

TE Part # 1658624-8
034 NOVO DUAL 30DP FT

TE Part # 1658528-6
636-3441LF FEM SOCKT,LEAD FREE

TE Part # 1658624-7
30 NOVO DUAL 30DP, LEAD FREE

TE Part # 3-6437021-6
609-3441CELF=FSKT IDC S 34 30A

Documents

Product Drawings

034 UNIV I/O 30DP NO EARS

English

CAD Files

Customer View Model

ENG_CVM_CVM_2-111446-2_M.2d_dxf.zip

English

3D PDF

3D

Customer View Model

ENG_CVM_CVM_2-111446-2_M.3d_igs.zip

English

Customer View Model

ENG_CVM_CVM_2-111446-2_M.3d_stp.zip

English

By downloading the CAD file I accept and agree to the Terms and Conditions of use.

Datasheets & Catalog Pages

Ribbon Cable Interconnect Solutions

English

Product Specifications

Application Specification

English

Product Environmental Compliance

TE Material Declaration

English

Agency Approvals

Agency Approval Document

English